


## How much nano do we buy?



**ANEC & BEUC updated Inventory on  
products claiming to contain nanomaterials**

## Why this inventory?



Nanotechnologies are a range of technologies that use materials on an incredibly small scale for their specific properties. One nano-meter is one millionth of a millimeter, which means about 10,000 times smaller than the diameter of a human hair. These materials are being used today by the industrial sector to continuously create new products and applications.

Although we acknowledge nanotechnologies could potentially offer great benefits to consumers and the environment, these technologies and materials may also present new risks which have never been



properly evaluated. ANEC and BEUC are therefore concerned about the increasing number of products claiming to contain nanomaterials currently sold on the EU market without being subject to a proper safety assessment. Furthermore,

consumers are often faced with unclear and confusing claims about nanomaterials used in consumer products.

This is why in 2009 we started to compile an inventory of products claiming to contain nanomaterials which are available to consumers. In 2009, the ANEC/BEUC inventory listed examples of 151 products claiming to contain nanomaterials and which are available to consumers in Europe.



In October 2010, we proceeded with an update, following the same methodology and found 475 products. The inventory is available on our websites [www.beuc.eu](http://www.beuc.eu) and [www.anec.eu](http://www.anec.eu). To browse the inventory, click on the list of categories.

## How to understand this inventory?

The aim of the 2010 ANEC/BEUC inventory update is to monitor the availability of products claiming to contain nanomaterials. The 2010 ANEC/BEUC inventory lists examples of 475 products claiming to contain nanomaterials. The categorisation of products in the inventory is arbitrary and represents the categories of products most commonly used by consumers in their everyday lives, such as cosmetics, baby bottles and vacuum cleaners. Though some of the products may belong to more than one category, each product was assigned to only one category in order to avoid counting one product twice.



We cannot guarantee that these products actually contain nanomaterials as no laboratory tests were performed by our organisations. The inventory is based on the claims that the product contains nanomaterials.

The inventory should not be considered as an exhaustive list of products available on the EU market. It is only intended to give an overview of what consumers could find in the EU in 2009 and the evolution within a period of a year.



The search for products was carried out between July and October 2010 in shops and on the internet. Regarding products which have been found on the internet, it should be noted that as web pages are often modified or updated, the web links listed in our

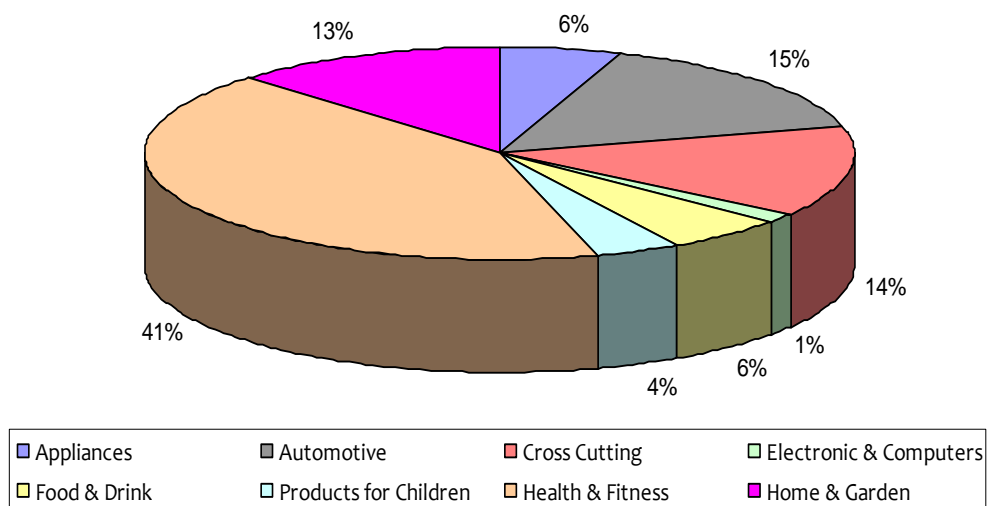
inventory may become unavailable in the future. However, screenshots of the web pages have been filed by our organisations and can be communicated upon request. If products were found on non-EU websites, it has been checked that they could be shipped to the EU after order.



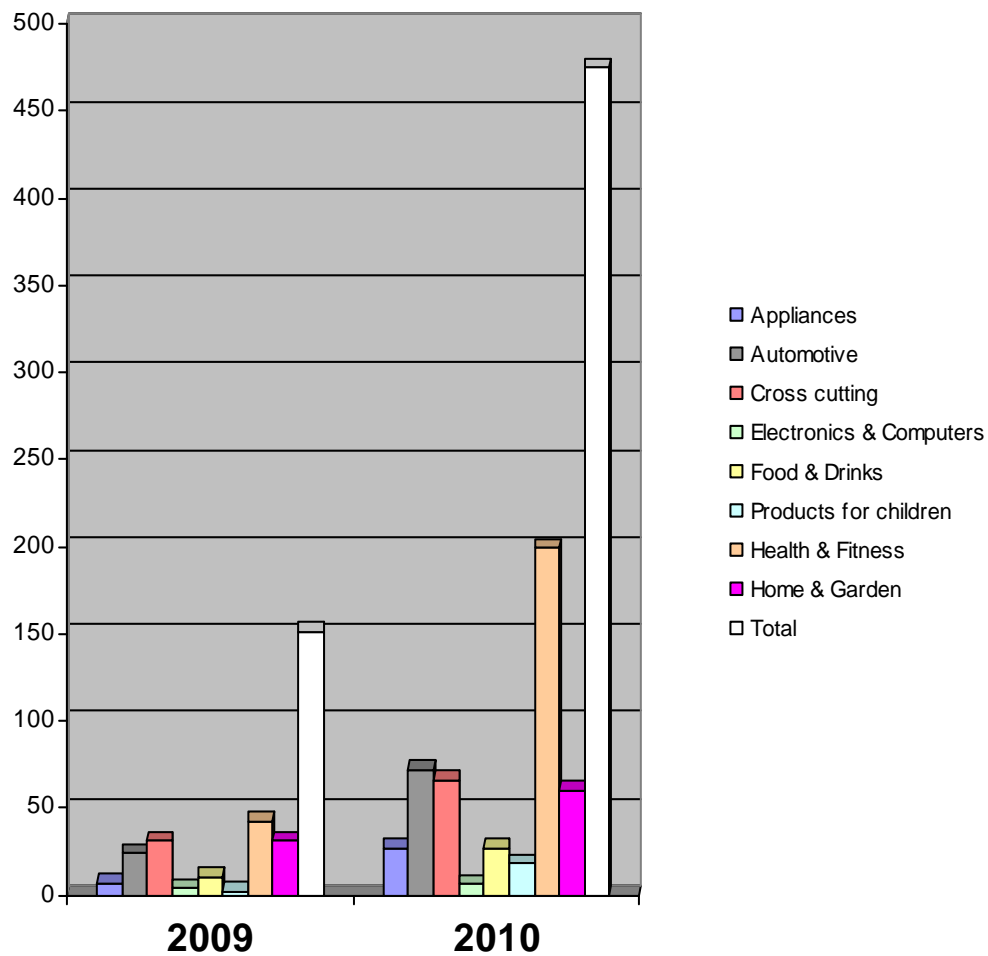
## Number of products found in 2010 by categories

Categories	Number of products investigated	Percentage
APPLIANCES	27	5,67%
AUTOMOTIVE	72	15,13%
CROSS CUTTING	66	13,87%
ELECTRONIC & COMPUTERS	6	1,26%
FOOD & DRINK	27	5,67%
PRODUCTS FOR CHILDREN	18	3,78%
HEALTH & FITNESS	199	41,81%
HOME & GARDEN	60	12,61%
<b>TOTAL</b>	475	100%

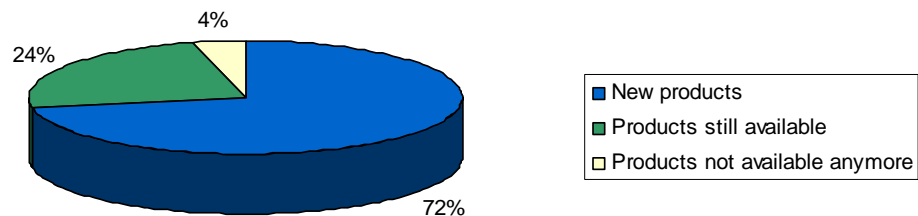
Percentage of products per category in 2010



## Evolution of products between 2009 and 2010



Comparison on number of products investigated 2009/2010



## Results

From this updated inventory, we can see the following trends:

- While the number of products claiming to contain nanomaterials that we found increased considerably (475 in 2010 / 151 in 2009), the proportion of products per category stayed basically the same, with health and fitness products topping the chart.
- Most of the products available in 2009 are still available in 2010 as only 4% of products we investigated are not available anymore.
- Some of the nano-claims relating to a specific product can be found on an online shop, while they are absent from the website of the brand itself.

These trends are not necessarily a general rule and apply only to the products that we found.



## For more information

---

Visit our websites: [www.beuc.eu](http://www.beuc.eu) and [www.anec.eu](http://www.anec.eu) or contact our members in your home country.

---

**ANEC** is the European consumer voice in standardisation. This means we represent the European consumer interest in the creation of technical standards developed to support the implementation of European laws and public policies. Member States and 3 EFTA countries ANEC represents consumers from EU Member States and EFTA countries as well as Croatia.



*Raising standards for consumers*

ANEC has standing Working Groups on a number of priority areas: Child Safety, Design for All, Domestic Appliances, Environment, Information Society, Services and Traffic.

**BEUC, the European Consumers' Organisation**, represents forty three well respected independent consumer associations from thirty one European countries (EU, EEA and applicant countries).



BEUC investigates EU decisions and developments likely to affect consumers, with a special focus on eight areas identified as priorities by our members: Safety; Energy & Sustainability; Financial Services; Food; Health; Consumer Contracts; Digital; Group Action.

Printed in October 2010  
Content copyrights: BEUC and ANEC  
Pictures and vectors (except for the ANEC and BEUC logos): © Shutterstock



BEUC and ANEC activities are partly funded from the EU budget

THE INVENTORY IS AVAILABLE ON:

[www.anec.eu](http://www.anec.eu)

and

[www.beuc.eu](http://www.beuc.eu)